



Round balers

VARIANT

485 480 470 465 460 450

CLAAS

Cool under pressure –
the VARIANT from CLAAS.



6 seconds

– is all the time the VARIANT needs to discharge the bale onto the field, from the opening to the closing of the tailgate.



360° rotor

– for direct baling start in all crop types, with an impeccable bale shape.



14 knives

– make the VARIANT with ROTO CUT the ideal baler for short chopping, and ensure outstanding feed quality.



3 m/s

– the bale rotation speed enables the precisely operating wrapping system to produce firm bales that keep their shape.

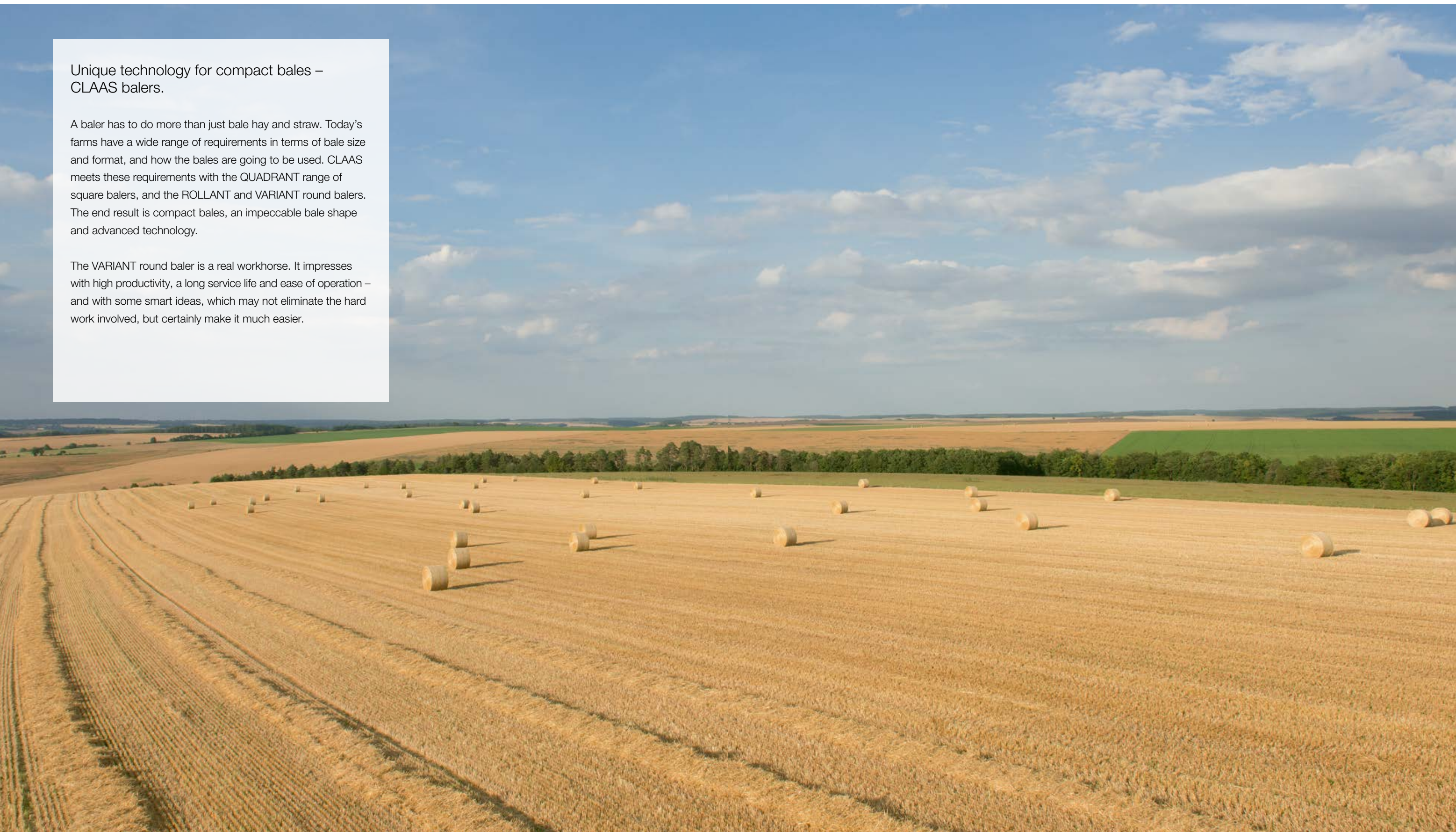
VARIANT from CLAAS	2
The world of CLAAS	4
Model overview	6
The technology	10
Pick-up and crop flow	12
Rotor and ROTO FEED	14
ROTO CUT and ROTO CUT HD	16
PRO lowerable floor and early warning system	18
Drive line and bale chamber	20
Wrapping and tying	22
Machine operation	26
CLAAS Service & Parts	30
Safety	32
Specifications	34

The VARIANT is a real workhorse.

Unique technology for compact bales – CLAAS balers.

A baler has to do more than just bale hay and straw. Today's farms have a wide range of requirements in terms of bale size and format, and how the bales are going to be used. CLAAS meets these requirements with the QUADRANT range of square balers, and the ROLLANT and VARIANT round balers. The end result is compact bales, an impeccable bale shape and advanced technology.

The VARIANT round baler is a real workhorse. It impresses with high productivity, a long service life and ease of operation – and with some smart ideas, which may not eliminate the hard work involved, but certainly make it much easier.



In a large family,
everyone can play to their strengths.

VARIANT COMFORT

The COMFORT option for the VARIANT 485, 465, 480 and 460 greatly increases the level of comfort for the operator. A range of baler functions are automatically operated and controlled from the tractor.

- Automatic tailgate opening/closing
- Automatic knife cleaning cycle
- Automatic deactivation of the knives before the final bale layers, for a better bale shape and reduced tractor power requirement
- Automatic clearance of blockages

The outstandingly efficient VARIANT COMFORT makes a perfect combination with a CLAAS tractor.*

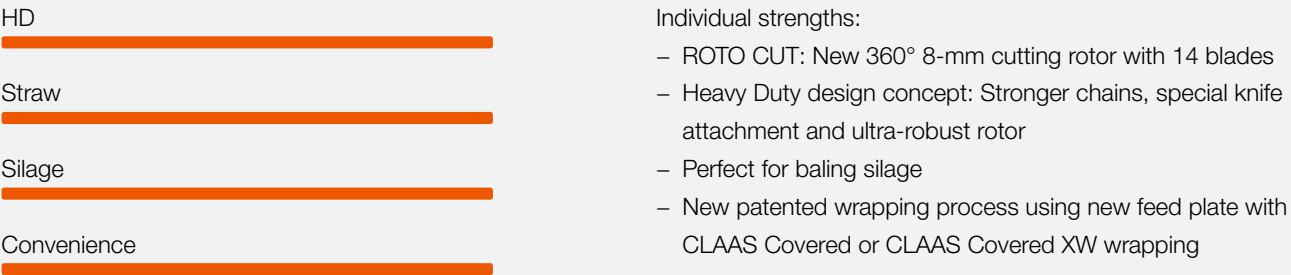
Along with their individual strengths, all VARIANT models in the 400 series share certain key benefits:

- Maximum core compaction and high bale weights, thanks to the unique forced start of the baling process by the rotor
- Variably adjustable bale diameter
- Innovative soft core device according to individual requirements
- New patented wrapping process using new feed plate with CLAAS Covered or CLAAS Covered XW wrapping
- Bale discharge within 6 seconds

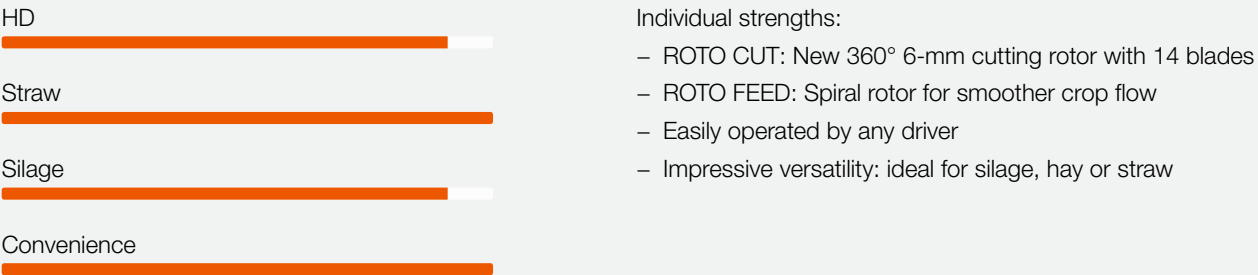
VARIANT	485/465	480/460	470/450
1 2.10-m pick-up	<input type="checkbox"/>	<input type="checkbox"/>	<input type="checkbox"/>
2 2.35-m pick-up	<input type="checkbox"/>	<input type="checkbox"/>	–
3 Roller crop press	<input type="checkbox"/>	<input type="checkbox"/>	<input type="checkbox"/>
4 Double-roller crop press	<input type="checkbox"/>	<input type="checkbox"/>	<input type="checkbox"/>
5 Oscillating or folding oscillating castor guide wheels	<input type="checkbox"/>	<input type="checkbox"/>	<input type="checkbox"/>
6 Exclusive to CLAAS: active high-power rotor with forced baling start	<input type="checkbox"/>	<input type="checkbox"/>	<input type="checkbox"/>
7 ROTO CUT: New 360° cutting rotor with 14 blades	<input type="checkbox"/>	<input type="checkbox"/>	–
8 ROTO FEED: Spiral rotor for uniform crop flow	<input type="checkbox"/>	<input type="checkbox"/>	<input type="checkbox"/>
9 Heavy Duty concept: reinforced chains and rotor	<input type="checkbox"/>	–	–
10 Lowerable PRO floor	<input type="checkbox"/>	<input type="checkbox"/>	–
11 High drive torque with a belt speed of approx. 3 m/s	<input type="checkbox"/>	<input type="checkbox"/>	<input type="checkbox"/>
12 4 reliable, high-strength endless belts	<input type="checkbox"/>	<input type="checkbox"/>	<input type="checkbox"/>
13 Fast, convenient tying	<input type="checkbox"/>	<input type="checkbox"/>	–
14 Covered Edge plus net wrapping system	<input type="checkbox"/>	<input type="checkbox"/>	<input type="checkbox"/>
15 New guiding plate for twine tying and net wrapping	<input type="checkbox"/>	<input type="checkbox"/>	<input type="checkbox"/>
16 Bale density control system with active hydraulics and dual-tensioning arm	<input type="checkbox"/>	<input type="checkbox"/>	<input type="checkbox"/>
17 Bale size and soft core diameter can be controlled from the cab	<input type="checkbox"/>	<input type="checkbox"/>	<input type="checkbox"/>
18 Bale pressure and soft core pressure can be controlled from the cab	<input type="checkbox"/>	<input type="checkbox"/>	<input type="checkbox"/>
19 Fast tailgate: bale discharge within 6 seconds	<input type="checkbox"/>	<input type="checkbox"/>	–
20 COMMUNICATOR II / OPERATOR / EASY on board ISOBUS technology / S10 Terminal	<input type="checkbox"/>	<input type="checkbox"/>	<input type="checkbox"/>
21 Large tyres 500/50 17	<input type="checkbox"/>	<input type="checkbox"/>	–
22 6.3-l lubrication capacity	<input type="checkbox"/>	<input type="checkbox"/>	<input type="checkbox"/>
23 Automatic electric central lubrication system	<input type="checkbox"/>	<input type="checkbox"/>	–
24 COMFORT	<input type="checkbox"/>	<input type="checkbox"/>	–

☐ Available ☐ Not available * - can be combined only with selected CLAAS tractors

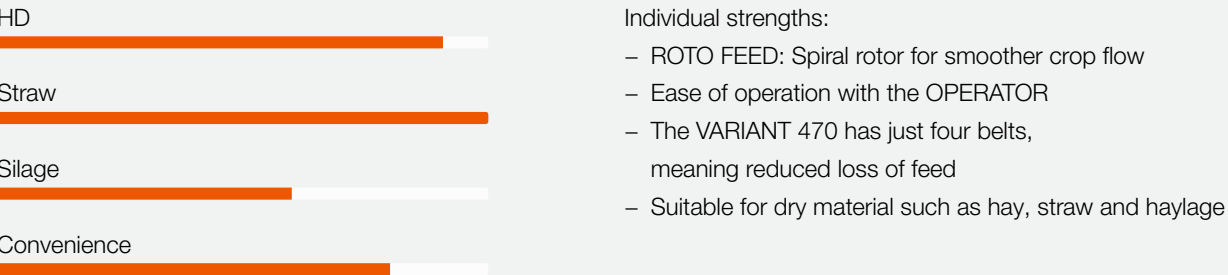
VARIANT 485 / 465
The workhorse.



VARIANT 480 / 460
The all-rounder.



VARIANT 470 / 450
The entry-level model.



Of course it's okay to have a big hatch –
as long as there's plenty behind it.

The technology.

Our demands are the same as yours – maximum output, every day. How best to deliver this? With good ideas, and the drive to keep improving, and innovative technology, and with solutions that don't just work, but impress too – from one day to the next.

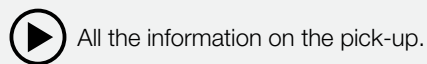


Permanently hungry –
leaving nothing behind.

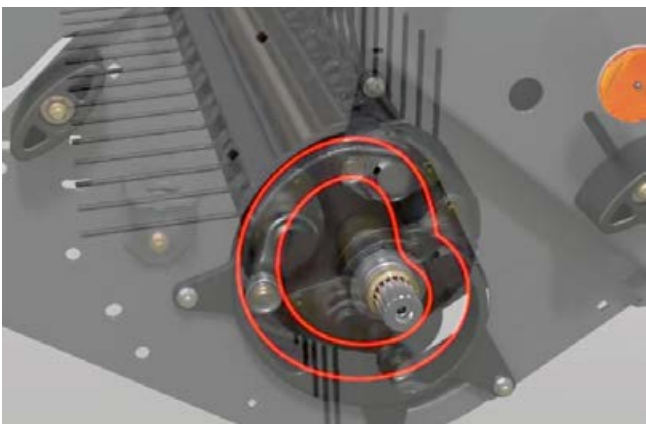


At a glance.

- High intake capacity: controlled pick-up, widths of 2.10 m or 2.35 m
- (Folding) oscillating castor guide wheels keep the pick-up on track
- Perfect crop flow, thanks to optimised double-roller crop press
- Clear view of pick-up for high work rate



variant-pickup.claas.com



Controlled pick-up.

The VARIANT was the first round baler with a 2.10-m pickup. Its formidable intake capacity and amazing productivity still impress today. The pick-up working height is adjustable without the use of a tool. Another key feature is the intelligent pick-up control. This enhances crop flow, particularly in short crop material, and significantly increases the machine's service life. The VARIANT 485 / 465 and 480 / 460 can even be fitted with a 2.35-m pick-up.

Castor guide wheels.

For all working widths, the pick-up's large castor guide wheels provide uniform suspension and keep the device on track at all times. That means optimum ground-contour following, and protects the grass cover even at high speeds and around curves. All models feature tool-free guide wheel height adjustment. The new folding mechanism provides increased convenience, since the guide wheels no longer have to be removed for travel on the road. The folding mechanism is available as optional equipment.



Double-roller crop press.

Proven thousands of times over, and continuously optimised: the front-mounted double-roller crop press, available as optional equipment. It compresses the crop perfectly, speeds up the crop flow and ensures active feeding of the crop to the rotor.

NEW: Coupling.

Instead of the shear bolt on the pick-up, pick-ups with a single or double-roller crop press now have a coupling as standard equipment. That enables you to call on the maximum power and speed of the baler with no risk of downtime from the shear bolt breaking off. This technology is already proven on the QUADRANT.

Outstanding visibility at high speeds.

You have a clear view of the pick-up at all times, enabling you to boost the work rate even further if required. You can operate the machine right up to the limit according to the crop and crop flow required, generating maximum productivity.

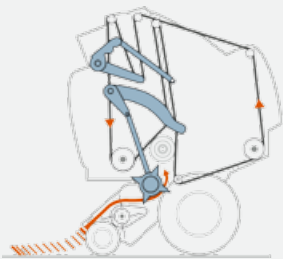
VARIANT	485	465	480	460	470	450
2.10-m pick-up	□	□	□	□	□	□
2.35-m pick-up	□	□	□	□	–	–
Single-roller crop press with coupling	□	□	□	□	–	–
Double-roller crop press with coupling	□	□	□	□	–	–
Castor guide wheels	□	□	□	□	□	□
Folding castor guide wheels	□	□	□	□	–	–
Controlled pick-up	□	□	□	□	□	□

□ Available – Not available

Everything revolves around the rotor and ROTO FEED.

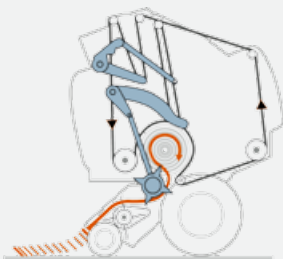


1



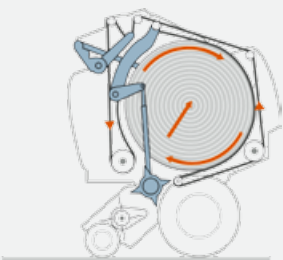
The rotor feeds the crop into the bale chamber, force-starting the baling process (a feature unique to CLAAS).

2



The result is a compact bale core, so that right from the start you can be sure of high bale weights and excellent stacking characteristics.

3



With a belt speed of 2.9–3 m/s, the VARIANT can process more than many other round balers, and requires significantly less time to wrap the bale.

A true core competency: The rotor starts the baling process.

Only from CLAAS: the belts and the chopping rotor turn in opposite directions, allowing the immediate start of the baling process necessary to produce a compact core. The high-speed rotor reaches directly into the bale, forcing the process to start – for each and every bale, and in all conditions. This also prevents belt slippage.

Benefits that you can see in every minute of operation, because you can operate the VARIANT at full speed all the time.

Core compaction on demand.


You can determine the core compaction in terms of the feed quality required, and control this conveniently from the cab – for example, maximum core compaction with straw, or a soft core with hay. You can also choose between three default settings, or use two freely adjustable parameters.

Uniform filling of the bale chamber.

The feed rotor, fitted as standard equipment, ensures completely uniform filling of the bale chamber. That adds up to significantly more baling per unit time. This means the VARIANT can be operated at incredibly high work rates.

At a glance.

- Solid to the core: the rotor gets the bale turning
- The core compaction can be set on demand from the comfort of the cab
- The rotor fills the bale chamber more evenly allowing more crop to be processed

 Here, it's all about the rotor.

variant-activrotor.claas.com

What 360° means for us –
constant bale rotation with no spinning.



At a glance.

- Better bale shape, thanks to 360° chopping rotor with spiral tine arrangement
- ROTO CUT with 6-mm-thick, four-star dual tines
- ROTO CUT Heavy Duty concept for silage



NEW: The 360° tine arrangement.

The tine arrangement in the VARIANT with ROTO CUT and ROTO CUT HD has been optimised. The tines of the four-star rotor are now arranged in a spiral configuration over 360°. This means better distribution even in short crop material and small swaths, resulting in a better bale shape.

The perfect cut with ROTO CUT.

- 14 knives for first-class feed quality. The VARIANT ROTO CUT with its 6-mm-thick, four-star dual tines works more precisely, more effectively and faster than other balers.
- 360° 6-mm tine stars
 - 14 aggressive DEGUY blades
 - Precise, short-cut feed portions for greater compaction and easier unwinding
 - Significant time savings when mixing stock feed, and higher milk yields, thanks to top-quality feed
 - Spiral tine arrangement (360°)
 - Four-star rotor for a short chop
 - Combined stripper system between and within the dual tines



- Individually secured, double-tempered steel blades
- Hydraulic knife engagement

When endurance matters:
ROTO CUT Heavy Duty.

Tough job to be done? Bring it on! The Heavy Duty drive concept in the VARIANT 485 and 465 makes these machines ideal for tough working conditions in silage. This is because of the 8-mm-thick, four-star dual tines, the ultra-robust individual knife guard and knife bracket. Cutting quality therefore remains excellent even in silage.

- What makes ROTO CUT HD so effective:
- ROTO CUT 360°, 8-mm tine stars
 - Reinforced single knife guard
 - Reinforced Tsubaki chains (main drive and rotor drive)
 - Silage kit

VARIANT	485	465	480	460	470	450
ROTO CUT (6 mm)	–	–	□	□	–	–
ROTO CUT HD (8 mm)	□	□	–	–	–	–

□ Available – Not available

It's not just sports cars that can be set lower to the ground.



Finding the right level:
PRO hydraulically lowerable floor.

Baling is a tough job, and it also has to be done fast. High daily work rates are essential, and so are intelligent systems that anticipate the operator’s requirements – such as a lowerable floor that actively adjusts to the crop flow. With automatic lowering by up to 30 mm, crop feed can be maintained even in non-uniform swaths, and there is no loss of chopping quality. The lowerable floor, operated by two hydraulic rams, turns your VARIANT with ROTO FEED or ROTO CUT into a VARIANT PRO.

Work at full capacity with the
early warning system.

Any unusual floor movement is detected by a sensor and immediately displayed on the control terminal as an optical and audio alarm. This enables you to respond promptly when there is a risk of a blockage, from the comfort of the cab. So you can operate the baler right up to its limits, without the problem of downtime from blockages.

Clear blockages at the touch of a button.

Blockages can be cleared from the control terminal, without having to leave the tractor cab. The lowerable floor opens, and the rotor pushes the blockage material directly into the bale chamber. In machines with a cutting rotor, before the lowerable floor opens up, you shut off the knife pressure with a pushbutton control. When the floor closes again, the knives automatically pivot back into position.

At a glance.

- PRO hydraulically lowerable floor for continuous crop flow and high chop quality
- Early warning system for imminent blockages
- Blockages can be cleared from the comfort of the cab

VARIANT	485	465	480	460	470	450
Lowerable PRO floor	□	□	□	□	–	–

□ Available – Not available

We can be tough when it comes to straw – but we don't have to be.



High bale density, high belt speed.

The four highly durable endless baling belts and the Tsbaki chains on the VARIANT ensure high bale density. The high belt speed allows the VARIANT to turn faster than any other baler.

Heavy Duty drive concept.

The Heavy Duty drive concept provides a combination of high drive power, operating safety and long service life, no matter how hard you work your VARIANT 485 or 465. With its 8-mm rotor stars, 1¼-inch Heavy Duty long-life chains and the Heavy Duty cutterbar with double knife protection device, the VARIANT is ideal for the harshest operating conditions, for silage harvesting, for example.

The bale chamber with dual tensioning arm system.

Top performance in the bale chamber. The hydraulic bale density control system has been designed specifically for maximum compaction in all conditions. The active hydraulics system comprises three hydraulic rams and a dual-tensioning arm system, for active belt control and ultra-smooth running.



Constant chain lubrication.

The new distribution units in the 6.3-litre lubricator supply each individual chain with exactly the amount of oil needed for long and smooth-running operation. You can save on cash, in addition to saving valuable maintenance time.

Belt guide for Heavy Duty belts.

The belt guide and the profiled, rubber-coated drive train rollers ensure that the belts are always optimally positioned to drive the baling process. These robust belts therefore have a longer service life, especially on stony soils.

VARIANT	485	465	480	460	470	450
Heavy Duty concept	□	□	–	–	–	–
4 Heavy Duty belts	□	□	□	□	□	□
Dual tensioning arm system	□	□	□	□	□	□

□ Available – Not available

At a glance.

- Reliable drive line and high belt speed, thanks to cambered, rubber-coated rollers
- Extremely reliable: the Heavy Duty drive concept
- Ultra-firm bales, thanks to bale chamber with dual tensioning arm system
- Lower maintenance costs, thanks to constant chain lubrication
- Precise belt guidance gets the bale turning as it should

Earning recognition.

Functionality, operation, handling, maintenance, safety – the VARIANT 485 RC PRO scores highly in all evaluation categories in the DLG test for round balers. The reduced speed of the PTO shaft also means significant fuel savings. Find out more at variant485-460.claas.com

Secure and reliable bale wrapping.



At a glance.

- Fast wrapping, thanks to high belt speeds
- More precise twine or net wrapping, thanks to new intake plate
- Save time with the automatic start of the wrapping system
- Twine wrapping for firm bales that will hold their shape



The patented intake plate.

Developed and patented by CLAAS: the new intake plate has two operating positions, for even more reliable bale wrapping. During the baling phase, the plate is open, preventing crop material buildup. Then, during the wrapping phase, the plate closes, for precise positioning of the net or twine. It all adds up to a highly reliable wrapping system – and very satisfied machine operators.

Fully automatic start of wrapping.

Wrapping starts fully automatically, for both net and dual-twine wrapping. The VARIANT's storage compartment offers plenty of space for your wrapping materials. You can stow two rolls of net, or up to ten twine rolls, as you prefer.

Fast and precise: twine tying.

The VARIANT delivers outstanding wrapping and tying performance, with either net or dual twine. Following the fully automatic start, the easily adjustable, precisely operating wrapping system sets about producing firm bales with excellent shape retention – and all at record speed, thanks to the 3-m/s bale rotation.

Bale, bind and on to the next bale.

Because of the system design, there is a brief pause in the cycle of all round balers. But this is where the VARIANT shows its superiority, with the fully automatic start of the wrapping phase once the required bale diameter is reached. And the high belt speed (up to 3 m/s) keeps the process running at optimum speed, so baling can start again with no significant delay.

VARIANT	485	465	480	460	470	450
Net wrapping	□	□	□	□	□	□
Twine tying	□	□	□	□	□	□
Convenient wrapping and tying	□	□	□	□	–	–

□ Available – Unavailable

Good things can sometimes be fast as well.



At a glance.

- Cleanly shaped bales with the new CLAAS Covered net wrapping
- New CLAAS Covered XW net wrapping for perfect bales right to the edge
- Perfect overview, cleaning and maintenance, thanks to the wide-opening cover
- Optimal quality: ORIGINAL CLAAS BALETEX twine and CLAAS ROLLATEX PRO net




CLAAS Covered net wrapping.

The diameter of the net roll decreases with each bale. Yet the net has to be kept at a constant tension, for edge-to-edge coverage of the wrapped bale. To meet this requirement, the net roll brake force is adjusted by a special net wrap linkage and lateral spirals. The result is firm bales that will hold their shape and are ideally prepared for further processing.

Optional equipment:
CLAAS Covered XW net wrapping.

For hay, straw or silage, the XW (extra-wide) net wrapping system, available as optional equipment, is your guarantee of perfectly formed bales that will hold their shape. The spiral rollers used in the VARIANT provide a net overlap at the bale edges. This means the bales are ideally protected for road transport and storage. The extra-wide ROLLATEX PRO XW 1.3-m net roll makes an ideal wrapping material.



Clear view of the wrapping operation.

To enable you to keep an eye on the wrapping operation, and make sure things are happening where and when they should, the wrapping system remains clearly visible at all times, as is usual with CLAAS balers. The wide-opening inspection cover allows easy cleaning and servicing.

Net and twine for professionals.

Optimum wrapping strength and reliability: ORIGINAL CLAAS BALETEX twine and CLAAS ROLLATEX PRO net for full edge coverage. The CLAAS Covered XW wrapping system uses 1.3-m-wide ROLLATEX PRO XW net.

VARIANT	485	465	480	460	470	450
CLAAS Covered net wrapping	□	□	□	□	□	□
CLAAS Covered XW net wrapping	□	□	□	□	□	□

□ Available – Not available

What should hard work be like?
Easy as child's play.

Machine operation.

However much you enjoy your work, it shouldn't fill every hour of every day. So every day we do our best to ease your workload, with good ideas, robust equipment and innovative technology. User-friendly, convenient operation is always our number one focus.



Right up close with nature –
sometimes even at the press of a button.



1 / COMMUNICATOR.

The COMMUNICATOR terminal has a 5.7" colour display. It conforms to the ISO UT standard, allowing convenient control of ISOBUS-compatible implements from the COMMUNICATOR. Needless to say, functions can also be assigned to the F keys (auxiliaries).

2 / OPERATOR.

The OPERATOR impresses with its self-explanatory user interface and its convenient customer management, and 28 job memories are available for flexible deployment. In addition, the function keys are backlit. An ISOBUS-compatible device from CLAAS is required when using the OPERATOR.

At a glance.

- Available for all ISOBUS-compliant machines: COMMUNICATOR and OPERATOR
- All important functions are within reach right from the driver's seat
- S10 terminal with a wide range of functions
- Control the VARIANT via tablet with EASY on board

3 / S10 terminal.

The S10 is a CLAAS terminal for professionals. It features a large, high-resolution 10.4" touchscreen, with a wide range of functionalities. With the S10, along with the steering system you can also control ISOBUS functions and connect up to four analogue cameras, e.g. PROFI CAM.

4 / EASY on board.

With the new EASY on board app, all ISOBUS-compatible attachments can be controlled with an iPad®. Ask your CLAAS sales partner about the system requirements for this. Tablet operation is both user-friendly and ultra-reliable. The USB interface provides rapid and reliable power supply over long operating periods. Tablet control also makes for a well-organised cab.

	OPERATOR	COMMUNICATOR II	EASY on board	S10
The terminal				
CLAAS UT	<input type="checkbox"/>	–	–	–
ISO UT	–	<input type="checkbox"/>	<input type="checkbox"/>	<input type="checkbox"/>
USB stick	–	<input type="checkbox"/>	–	<input type="checkbox"/>
TONI-enabled	<input type="checkbox"/>	<input type="checkbox"/>	<input type="checkbox"/>	<input type="checkbox"/>
Y cables	<input type="checkbox"/>	<input type="checkbox"/>	–	–
Printer-compatible	<input type="checkbox"/>	<input type="checkbox"/>	<input type="checkbox"/>	<input type="checkbox"/>
Touchscreen	–	–	<input type="checkbox"/>	<input type="checkbox"/>
Colour screen	–	<input type="checkbox"/>	<input type="checkbox"/>	<input type="checkbox"/>
Settings				
Simplified menu (470/450)	<input type="checkbox"/>	–	–	–
5 default settings (straw, hay, etc.)	<input type="checkbox"/>	<input type="checkbox"/>	<input type="checkbox"/>	<input type="checkbox"/>
Bale diameter	<input type="checkbox"/>	<input type="checkbox"/>	<input type="checkbox"/>	<input type="checkbox"/>
Baling pressure	<input type="checkbox"/>	<input type="checkbox"/>	<input type="checkbox"/>	<input type="checkbox"/>
Soft core diameter	<input type="checkbox"/>	<input type="checkbox"/>	<input type="checkbox"/>	<input type="checkbox"/>
Soft core baling pressure	<input type="checkbox"/>	<input type="checkbox"/>	<input type="checkbox"/>	<input type="checkbox"/>
Wrapping (with COMFORT tying)	<input type="checkbox"/>	<input type="checkbox"/>	<input type="checkbox"/>	<input type="checkbox"/>
Information in the task menu				
Diameter	<input type="checkbox"/>	<input type="checkbox"/>	<input type="checkbox"/>	<input type="checkbox"/>
Baling pressure	<input type="checkbox"/>	<input type="checkbox"/>	<input type="checkbox"/>	<input type="checkbox"/>
PTO shaft speed	<input type="checkbox"/>	<input type="checkbox"/>	<input type="checkbox"/>	<input type="checkbox"/>
Left/right indicator	<input type="checkbox"/>	<input type="checkbox"/>	<input type="checkbox"/>	<input type="checkbox"/>
Knife position	<input type="checkbox"/>	<input type="checkbox"/>	<input type="checkbox"/>	<input type="checkbox"/>
Number of bales	<input type="checkbox"/>	<input type="checkbox"/>	<input type="checkbox"/>	<input type="checkbox"/>
Customer menu				
20 customer orders	<input type="checkbox"/>	<input type="checkbox"/>	<input type="checkbox"/>	<input type="checkbox"/>

☐ Available – Unavailable

Whatever it takes – CLAAS Service & Parts.



Your requirements count.

You can always rely on us: we'll be there whenever you need us – everywhere, quickly and reliably, around the clock if necessary, with precisely the solution that your machine or business requires. Whatever it takes.

ORIGINAL parts and accessories.

Specially matched to your machine: precision-manufactured parts, high-quality consumables and useful accessories. We will supply exactly the right solution from our comprehensive product range to ensure that your machine is 100% reliable. Whatever it takes.



For your business: CLAAS FARM PARTS.

CLAAS FARM PARTS offers one of the most comprehensive ranges of parts, regardless of brand and sector, for all agricultural applications on your farm. Whatever it takes.

Always up to date.

CLAAS dealers are among the most efficient agricultural technology companies in the world. Our service teams are ideally qualified and equipped with the all-important special tools and diagnostic systems. CLAAS Service stands for high-quality work which meets all your expectations with regard to expertise and reliability. Whatever it takes.

Planned reliability.

With our service products, you can increase your machine reliability, minimise your risk of breakdowns, and budget with confidence. CLAAS MAXI CARE offers planned reliability for your machine. Whatever it takes.

Worldwide coverage from Hamm.

Our central spare parts warehouse delivers all ORIGINAL parts quickly and reliably all over the world. Your local CLAAS partner can supply the right solution for your harvest or your business within a very short time. Whatever it takes.

Problem solving by remote diagnostics: CLAAS TELEMATICS.

CLAAS TELEMATICS on your machine brings two important advantages: fast assistance from CLAAS service technicians and a more profitable operation, thanks to wireless networking. We can be there, on the spot, to solve your problem – even when you can't see us. Whatever it takes.

The CLAAS Parts Logistics Center in Hamm, Germany stocks more than 155,000 different parts, and has a warehouse area of more than 100,000 m².



In safe hands.



At a glance.

- Equipped with pneumatic or hydraulic braking system, depending on the region
- Large tyres for a high level of soil protection
- Optional brake axle for safe transport even at high speeds

Drive safely, stop safely.

For users who have to cover long distances between fields, who work on steep terrain, or who need to adjust the top speed of the VARIANT to their tractor’s operating capabilities, CLAAS offers two different braking systems: air brakes and a hydraulic braking system. Availability is subject to national regulatory requirements. All braking systems include the easy-to-operate parking brake.

Easy on the ground: large tyres.

Three different large tyre sizes provide optimum ground protection and smooth running, even in wet conditions.

Greater safety, thanks to optional brake axle.

The VARIANT cruises smoothly at speeds up to 50 km/h. The optional axle-mounted brakes ensure safety at high speeds on the road as well as enhancing operational safety on sloping terrain.



VARIANT		485 RC PRO	465 RC PRO	480 RF/RC	460 RF/RC	470 RF	450 RF
Hitching							
PTO shaft speed	rpm	1000/540	1000 (○) /540	540 or 1000	540 or 1000	540	540
Power requirement	kW/hp	75/102	75/102	75/102	75/102	68/92	68/92
Main drive and drive chains		Heavy Duty, 1 ¼"	Heavy Duty, 1 ¼"	Standard, 1"	Standard, 1"	Standard, 1"	Standard, 1"
Central chain lubrication		●	●	●	●	●	●
Central lubrication system		○	○	○	○	–	–
Ball hitch		○	○	○	○	–	–
Hydraulic connection							
Single-acting spool valve for pick-up lift		●	●	●	●	●	●
Dual-acting spool valve for tailgate rams		●	●	●	●	●	●
Additional dual-acting spool valve for PRO cutting floor		●	●	●	●	–	–
Pick-up							
Width	m	2.10	2.35 (○)	2.10	2.35 (○)	2.10	2.10
DIN pick-up width	m	1.90	2.15 (○)	1.90	2.15 (○)	1.90	1.90
Ground-contour following with two oscillating castor guide wheels		●	●	●	●	○	○
Roller crop press		○	○	○	○	○	○
Double-roller crop press		○	○	○	○	–	–
Crop feed							
Forced feed with		Heavy Duty ROTO CUT	Heavy Duty ROTO CUT	ROTO FEED / ROTO CUT	ROTO FEED / ROTO CUT	ROTO FEED	ROTO FEED
Number of knives (with ROTO CUT)		14	14	14	14	–	–
Hydraulically lowerable PRO cutting floor		○	○	○	○	–	–
Variable baling chamber							
High-strength endless belts	Qty.	4	4	4	4	4	4
Belt speed	m/s	3	3	2.9	2.9	2.9	2.9
Soft-core device, pressure and diameter adjustable		●	●	●	●	●	●
Supplementary belt drive		●	●	●	●	–	–
Moisture sensor		○	○	○	○	–	–
Heavy Duty concept		●	●	–	–	–	–
Bale chamber dimensions							
Width	m	1.20	1.20	1.20	1.20	1.20	1.20
Diameter	m	0.90–1.80	0.90–1.55	0.90–1.80	0.90–1.55	0.90–1.80	0.90–1.55
Operation							
OPERATOR		●	●	●	●	●	●
COMMUNICATOR II		○	○	○	○	○	○
ISOBUS cables		○	○	○	○	○	○

VARIANT		485 RC PRO	465 RC PRO	480 RF/RC	460 RF/RC	470 RF	450 RF
Wrapping							
NEW guiding plate		●	●	●	●	●	●
Net wrapping with automatic start		●	●	●	●	●	●
Number of net turns, selectable		9 settings	9 settings	9 settings	9 settings	9 settings	9 settings
Dual twine wrapping with automatic wrapping start		○	○	○	○	●	●
CLAAS Covered net wrapping		○	○	○	○	○	○
CLAAS Covered XW net wrapping		○	○	○	○	○	○
Number of twine turns, selectable		10 settings	10 settings	10 settings	10 settings	10 settings	10 settings
Tyres							
11.5/80 15.3 10PR		–	–	–	–	●	●
15.0/55 R 17		●	●	●	●	○	○
19.0/45 R 17		○	○	○	○	○	○
500/50 17 F+		○	○	○	○	–	–
Pick-up oscillating castor guide wheels 16/6.50-8 10PR		●	●	●	●	●	●
Air brakes		○	○	○	○	–	–
Dimensions and weights							
Length with bale ramp	m	4.68	4.68	4.68	4.68	4.68	4.68
Width with 15.0/55 R 17 tyres	m	2.49	2.49	2.49	2.49	2.49	2.49
Width with 19.0/45 R 17 tyres	m	2.66	2.66	2.66	2.66	2.66	2.66
Width with 500/50 17 F+ tyres	m	2.67	2.67	2.67	2.67	–	–
Height	m	2.99–3.03	2.79–2.83	2.99–3.03	2.79–2.83	2.99–3.03	2.99–3.03
Weight	kg	3730	3530	3650	3400	3310	3170



15.0/55-17 10PR 19.0/45-17 10PR 500/50-17 F+

CLAAS continually develops its products to meet customer requirements. This means that all products are subject to change without notice. All descriptions and specifications in this brochure should be considered approximate and may include optional equipment that is not part of the standard specifications. This brochure is designed for worldwide use. Please refer to your nearest CLAAS dealer and their price list for local specification details. Some protective panels may have been removed for photographic purposes in order to present the function clearly. To avoid any risk of danger, never remove these protective panels yourself. In this respect, please refer to the relevant instructions in the operator’s manual.

● Standard ○ Optional – Unavailable



Ensuring a better **harvest.**

CLAAS UK
Saxham
Bury St. Edmunds
Suffolk
IP28 6QZ
Tel 01284 763100
claas.co.uk
info-uk@claas.com

365FarmNet enables you to manage your entire agricultural business by means of a single, non-proprietary software solution. Interfaces to intelligent applications created by partners in the agricultural sector offer expert support for your business 365 days a year.

CLAAS is a 365FarmNet partner.

www.365farmnet.com



365FarmNet